



Dolphin Door

Pintu Baja



WWW.DOLPHINDOOR.CO.ID

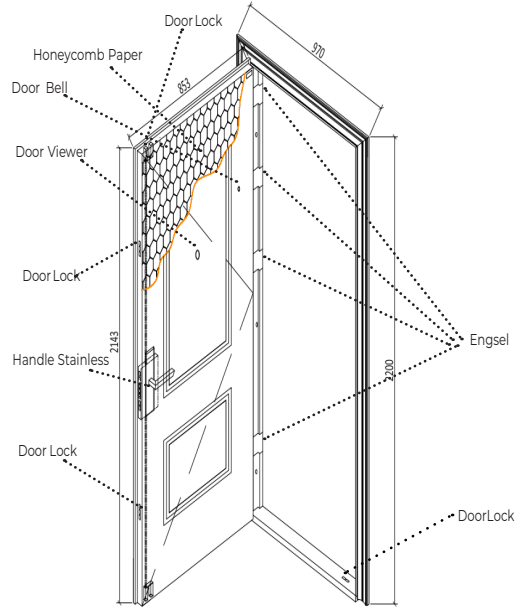

Maret 2022

Platinum Series

SINGLE TYPE



UKURAN STANDAR



TYPE 12 - TERANG

DETAIL

UKURAN OPENING

Tinggi	2205 mm
Lebar	970 mm
Tebal Daun	50 mm

KETEBALAN PLAT (GALVANIS)

Tebal Plat Kusen	1.6 mm
Tebal Plat Daun	1.0 mm

DETAIL


Penguncian	5 Titik
Komponen Dalam Daun	Honeycomb Paper
Kusen	Profil / Polos

FINISHING

Indoor	Serat Kayu Paper Cat
Outdoor	Serat Kayu Airbrush

AKSESORIS

Handle Stainless 304	✓
Engsel SS H 180°	✓
Body Kunci	✓
Logo	✓
Stainless Steel Bawah (Custom)	✓
Door Viewer (Custom)	✓



TYPE 04 - GELAP MERAH



TYPE 23 - TERANG

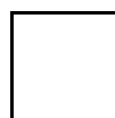


TYPE 26 - PUTIH



TYPE AT 131 - PUTIH

WARNA




Putih



Terang



Gelap Merah



Gelap Coklat

01

Platinum Series


MOTHER & SON TYPE




TYPE 23 - TERANG

UKURAN STANDAR

DETAIL	
UKURAN OPENING	
Tinggi	2205 mm
Lebar	1410 mm
Tebal Daun	50 mm
KETEBALAN PLAT (GALVANIS)	
Tebal Plat Kusen	1.6 mm
Tebal Plat Daun	1.0 mm
DETAIL	
Penguncian	5 Titik
Komponen Dalam Daun	Honeycomb Paper
Kusen	Profil / Polos
FINISHING	
Indoor	Serat Kayu Paper Cat
Outdoor	Serat Kayu Airbrush
AKSESORIS	
Handle Stainless 304	✓
Engsel SS H 180°	✓
Grendel Tanam	✓
Body Kunci	✓
Logo	✓
Stainless Steel Bawah (Custom)	✓
Door Viewer (Custom)	✓



TYPE 04 - TERANG

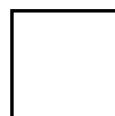


TYPE 26 - GELAP MERAH



TYPE 23 - PUTIH

WARNA



Putih



Terang



Gelap Merah



Gelap Coklat

Platinum Series

BUTTERFLY TYPE



TYPE 23 - MERAH GELAP


UKURAN STANDAR

DETAIL	
UKURAN OPENING	
Tinggi	2205 mm
Lebar	1680 mm
Tebal Daun	50 mm
KETEBALAN PLAT (GALVANIS)	
Tebal Plat Kusen	1.6 mm
Tebal Plat Daun	1.0 mm
DETAIL	
Penguncian	5 Titik
Komponen Dalam Daun	Honeycomb Paper
Kusen	Profil / Polos
FINISHING	
Indoor	Serat Kayu Paper Cat
Outdoor	Serat Kayu Airbrush
AKSESORIS	
Handle Stainless 304	✓
Engsel SS H 180°	✓
Grendel Tanam	✓
Body Kunci	✓
Logo	✓
Stainless Steel Bawah (Custom)	✓
Door Viewer (Custom)	✓



TYPE 04 - TERANG

Gelap Coklat



TYPE 26 - TERANG

WARNA



Putih



Terang



Gelap Merah



Gelap Coklat

Gold & Silver Series



BUTTERFLY TYPE Single

GOLD SERIES



TYPE JD - 9057

TYPE JD - 9033

TYPE JD - 9059

DETAIL

UKURAN OPENING

Tinggi	2205 mm
Lebar	970 mm
Tebal Daun	50 mm

KETEBALAN PLAT (GALVANIS)

Tebal Plat Kusen	1.0 mm
Tebal Plat Daun	0.5 mm

DETAIL

Penguncian	5 Titik
Komponen Dalam Daun	Honeycomb Paper
Kusen	Polos

FINISHING

Indoor	Powder Coating Serat Kayu Paper Cat
--------	--

AKSESORIS

Handle Stainless 304	✓
Body Kunci	✓
Engsel	✓
Logo	✓

SILVER SERIES

DETAIL

UKURAN OPENING

Tinggi	2150 mm
Lebar	900 mm
Tebal Daun	50 mm

KETEBALAN PLAT (GALVANIS)

Tebal Plat Kusen	0.5 mm
Tebal Plat Daun	0.5 mm

DETAIL

Penguncian	1 Titik
Komponen Dalam Daun	Honeycomb Paper
Kusen	Polos

FINISHING

Indoor	Powder Coating
--------	----------------

AKSESORIS

Handle GDO Fall Besar	✓
Body Kunci GDO	✓
Engsel MS	✓
Logo	✓



TYPE 10
PUTIH

TYPE 23
GELAP MERAH

TYPE 26
GELAP MERAH

WARNA




Putih



Gelap Merah

Emergency Door

PINTU TAHAN API (FIRE DOOR)



DETAIL	
UKURAN OPENING	
Tinggi	2150 mm
Lebar	1010 mm
Tebal Daun	50 mm
KETEBALAN PLAT (GALVANIS)	
Tebal Plat Kusén	2.0 mm
Tebal Plat Daun	1.6 mm
DETAIL	
Komponen Dalam Daun	Rockwool Density 126 Kg/m ³
Kusén	Polos
Finishing	Powder Coating
AKSESORIS	
Panic Bar SS UL	✓
Handle Stainless	✓
Engsel Heavy Duty	✓
Door Closer	✓



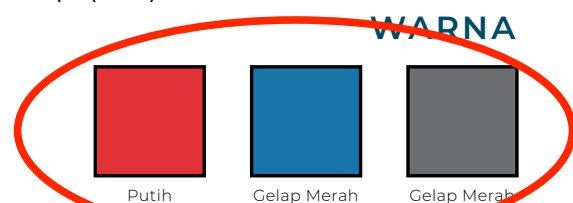
Sertifikasi Surat Keterangan Hasil Uji



Berdasarkan pengujian yang dilaksanakan pada tanggal 3 Maret 2015 menurut metode uji SNI 1741-2008, Bahwa Surat Keterangan Hasil Uji ini adalah bagian yang tidak terpisahkan dari Laporan Hasil Pengujian.

Spesifikasi sampel uji dan hasil pengujian secara lengkap dapat dilihat pada Laporan Hasil Pengujian Nomor 26/Lp.7/HU/2015, Bahwa Pintu Darurat / Emergency yang produksi oleh PT Golden Prima Sentosa telah Memenuhi Persyaratan Tingkat Ketahanan Api (TKA) - /30/25

WARNA



Masih Salah

DETAIL

UKURAN OPENING

Tinggi	2150 mm
Lebar	1010 mm
Tebal Daun	50 mm

KETEBALAN PLAT (GALVANIS)

Tebal Plat Kusen	2.0 mm
Tebal Plat Daun	1.6 mm

DETAIL

Komponen Dalam Daun	Rockwool Density 126 Kg/m3
Kusen	Polos
Finishing	Powder Coating

AKSESORIS

Panic Bar SS UL	✓
Handle Stainless	✓
Engsel Heavy Duty	✓
Door Closer	✓



PINTU BUTTERFLY GENDONG
JENDELA & BOUVEN



PINTU SINGLE
JENDELA & BOUVEN

Tralis



JENDELA SINGLE



JENDELA DOUBLE

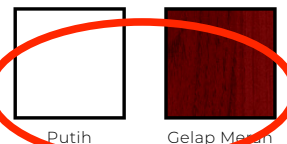


JENDELA SINGLE
& BOUVEN



JENDELA DOUBLE
& BOUVEN

HILANG !!



Electric Electric Dor Lock



HANDLE KARTU FINGER LOCK, SPLIT CARD LOCK & REGULAR RFID



Finger Lock

Technical Data

- Power yang digunakan : 5V (4 Buah Baterai AA)
- Ketebalan Pintu : 30 - 50 mm
- Temperatur udara sekeliling : 20°C ~ 55°C
- Kelembaban udara sekeliling : 15°RH ~ 93°RH
- Kurang Lebih 100000 Kali mekanikal kunci

Split RFID Card Lock

Technical Data

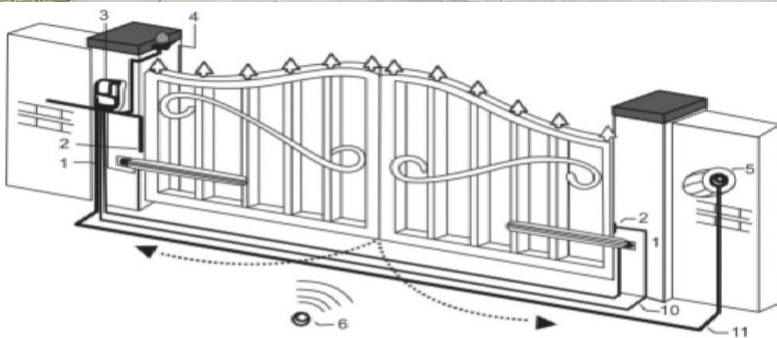
- Power : 4 buah baterai AA
- Bahan : Stainless steel, zinc alloy
- Ketebalan pintu: 30 - 50 mm
- Temperatur udara sekeliling : 20°C ~ 55°C
- Kelembaban udara sekeliling : 15°RH ~ 93°RH
- Kurang Lebih 100000 Kali mekanikal kunci
- Sertifikasi CE, ISO 14443-A, FCC



Regular RFID Card Lock

Technical Data

- Power : 4 buah baterai AA
- 200 kartu RFID
- Ketebalan pintu: 30 - 50 mm
- Temperatur udara sekeliling : 20°C ~ 55°C
- Kelembaban udara sekeliling : 15°RH ~ 93°RH
- Kurang Lebih 100000 Kali mekanikal kunci



- 1. F-600 Gearmotor
- 2. FA 30 Photocells
- 3. FA70-600 Control Box
- 4. FA 40 Flashing Light
- 5. Key Switch or Keypad (optional)
- 6. FR 32 Remote Control

F 600 M / TIPE SWING	
Type Motor	F 600
Voltage	AC 220 V
Power	150 W
Frequency	50 / 60 Hz
Max Gate Weight	350 Kg
Max Gate Width	2.5 m
Max Open Angle	130°



MESIN / MOTOR



PANEL CONTROL



REMOTE



EMERGENCY KEY

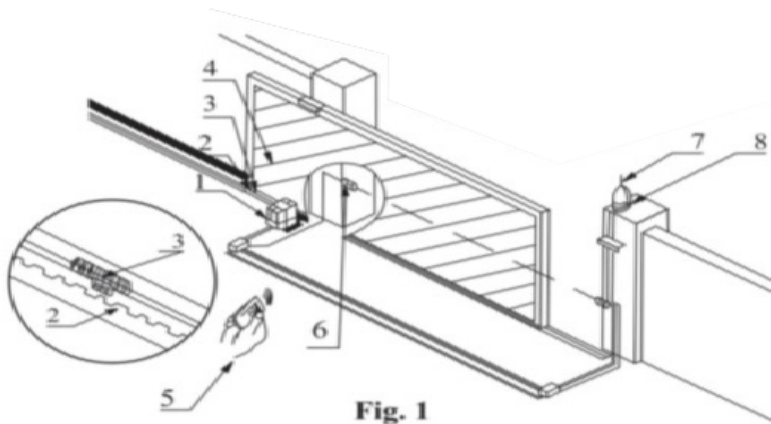


Fig. 1


- 1. Motor
- 2. Rack
- 3. Limit switch bracket
- 4. Sliding gate

- 5. Transmitter
- 6. Infrared sensor
- 7. Antenna

F 500 M / G TIPE SLIDING GATE		
Type Motor	F - 500 M	F - 500 G
Max Door Weight	1000 Kg	1600 Kg
Input Load	8 KN	16 KN
Input Power	330 W	350 W
Working Voltage	220 - 240 V	220 - 240 V
Thermal Protection	120 C	120 C
Motor Rotate Speed	1400 rpm	1400 rpm
Driving Declaration Rate	1 : 23	1 : 23
Driving Gear	Z " M = 15 " 4	Z " M = 15 " 4
Moving Speed	11.5 m / min	11.5 m / min
Working Temperature	-20 C - 40 C	-20 C - 40 C



WALL REMOTE



EMERGENCY KEY



REMOTE



MESIN / MOTOR



RACK / RELL



ELECTRA 600 / 800 TIPE ROLLING

Tipe Motor	Electra 600	Electra 800
Working Voltage	220 V - 50 Hz	220 V - 50 Hz
Input Power	250 W	370 W
Moving Speed	5 m / min	5 m / min




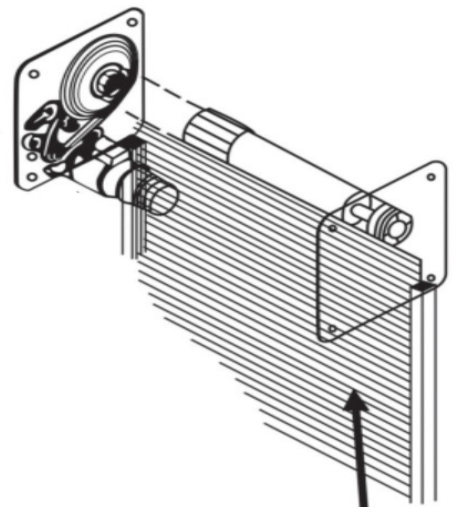
MESIN / MOTOR



PANEL CONTROL & REMOTE



WALL SAKLAR





PT Golden Prima Sentosa

Build a good business in a door manufacture

Memproduksi pintu dengan kualitas terbaik agar menjadi pilihan utama dan terpercaya bagi pelanggan dan terus menjadi tren di kalangan masyarakat merupakan prioritas utama kami sejak berdirinya perusahaan.



TELEPON

(024) 7627124 / 7627125



EMAIL

sales@dolphindoor.co.id



WEBSITE

www.dolphindoor.co.id



ALAMAT

Jl. Gatot Subroto Blok XI D 10
Kawasan Industri Candi,
Ngaliyan, Kota Semarang 50147



LOKASI

